

Camden Climate Citizen Panel

Year 2 – Meeting 1



14th October 2021

Time	Theme	Speaker
18.00	Arrival Refreshments and opportunity for panel members to network/meet one another following a year of online meetings.	All
18.25	Session begins Introduction and format for the session.	Abigail Roberts Sustainability Officer
18.30	Opening address Welcome from Cllr Harrison.	Cllr Adam Harrison Cabinet member for a Sustainable Camden
18.40	Approach for Y2 <ul style="list-style-type: none">Recap of Y1 & Refreshed ToRY2 ApproachCAP Review Document – Set activity for after the breakOpportunity for discussion and questions	Jackson Bylett Climate Programme Manager Abigail Roberts Sustainability Officer
19.20	Comfort break Refreshments	All
19.40	Panel discussion Panel members to collectively discuss and agree which key areas of the Climate Action Plan they would like to focus their time on for Y2.	Panel members
20.20	Feedback Panel to feedback to Council officers on the outcomes of discussion and chosen interest areas.	Panel members
20.35	AOB <ul style="list-style-type: none">Other times from the panelNext meeting	All
20.45	Session ends	All

Session outline

1. Meet and greet / refreshments
2. Welcome from Cllr Adam Harrison
3. Approach to Y2 of the Panel
4. Climate Action Plan – 2020/21 review
5. COP26 update and filming
6. BREAK
7. Panel Discussion
8. Feedback to group
9. AOB



Adam Harrison

Cabinet Member for a Sustainable Camden

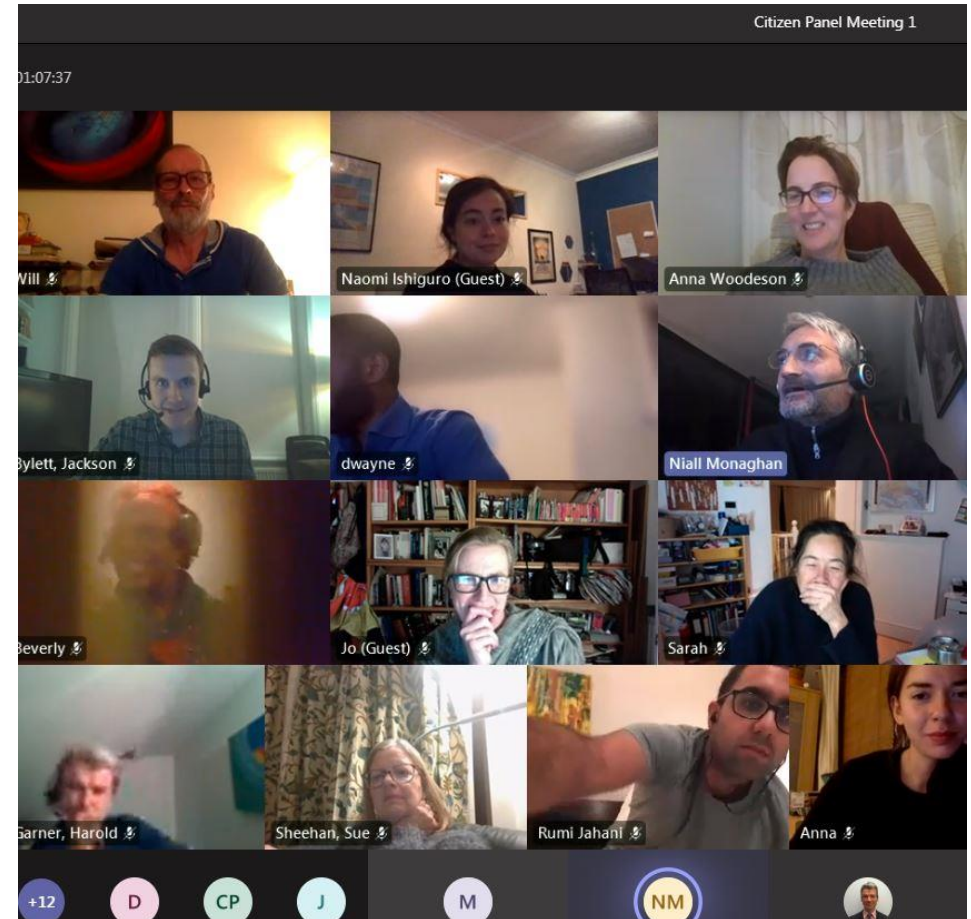
Year 1 - Recap

Four sessions addressing the four vision areas in the Climate Action Plan: People, Places, Buildings and Organisations. Additional introductory session, feedback sessions and net-zero discussion as requested by Panel members.

In the first year of the Panel, members have helped to:

- Design a future Public Information Campaign;
- Evaluate proposals for the Prince of Wales segregated cycle lane project;
- Input into the relaunch of the Camden Climate Fund; and
- Suggest approaches to increase signatories of the Camden Climate Pledge for businesses.

One session at the end of year for reflection on successes and improvements to the Panel process that could be made.



The role of Camden Climate Citizen Panel

Feedback from the reflection session

“Who are the panel being consulted as?”

“Panel can help the Council understand how to communicate and understand the viewpoints of many different residents.”

“Are the panel being consulted as individuals or representatives of their communities?”

“More of a focus needs to be placed on discussing how to solve challenges.”

“Keen to have ownership of what is talked about in the sessions.”

“Climate change is complex, and we need to ensure discussion are accessible for a mixture of experts and non-experts on the panel.”

“Can the Panel help the Council to communicate the challenge?”

“Lack of understanding of what is within the control of the Council in different areas of work.”

Learning from the online sessions

Pros

Commitment from the Panel to continue the process through pandemic

Updates from the Climate Programme were well received

Productive and useful discussions about individual projects

Lots of focus on Council lead projects

Cons

Limitations with communication not doing the exercise in person

Best use of time for the panel together is for problem solving

Challenge to ensure all panel members voices were heard and considered equally

Limited opportunities to discuss what the Panel can do in their communities and the role outside of the sessions


Purpose of the Panel

To identify areas of the Climate Action Plan where the Panel can support organisations, including the Council, to deliver projects reducing carbon emissions. The Panel will also identify opportunities to facilitate Climate Action by Camden citizens.

Thoughts from the Panel?

The steps we'll take to achieve this

- **Step 1:** Identification of areas the Panel believe they can contribute to climate action.
- **Step 2:** Hear evidence from expert speakers on topics areas.
- **Step 3:** Panel to discuss the topic and proposed asks of organisations and actions they can take locally.
- **Step 4:** Panel to report back recommendations and actions, recorded and published following meeting.
- **Steps 5:** Progress reported back to Panel by relevant parties at beginning of next session.



How the Council will support this process

- Climate Action Plan update provided in advance of each of the meetings for relevant action areas.
- Panel sessions will be independently facilitated by a third-party
- Council officers and other relevant organisations will be invited to provide evidence for discussion
- Officers present for discussion to contribute context of policy framework around proposed discussion area

Thoughts from the Panel?

Climate Action Plan – Review 2020-21

Panel feedback – CAP review

“The review needs clear and concise messaging”

“Glossary of terms to be included to make the document accessible”

“Fewer words and more engaging numbers and infographics”

“Understand the scale of the climate crisis and areas that should be of particular focus”

“Carbon reduction figures should be stated clearly, with the date they are comparable from, and what further reduction is required.”

“The time-lag in data reporting should be explained.”

“User-friendly for all”

The structure of the review

- Key achievements across the four vision areas of the plan
- Updates from the last year on a local and global level
 - IPCC Sixth Assessment Report
 - Flooding in July across Camden
- Reporting carbon emissions reduction progress
- Explaining studies completed that increase our understanding of Camden's total impact inside and outside of the borough boundary
- Lessons learned in the past year and links to work across the Council, such as the Renewal Commission
- Updates on our participatory approach to climate action through the Citizen Panel

Borough-wide: direct emissions

↓ **43% (2019)**

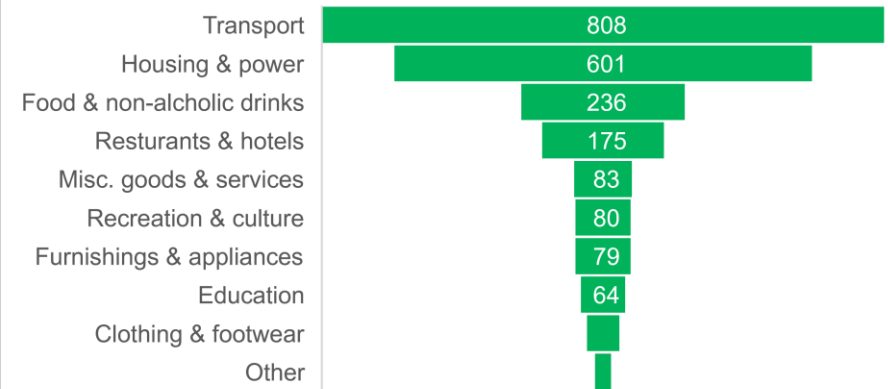
Target 100%

Council estate and operations: direct emissions

↓ **51% (2019/20)**

Target 100%

Total emissions by final product (Ktonnes Co2e)
(2018)



Metrics Dashboard

Camden Climate Action Plan

Progress dashboard

To provide more visibility and tangible metrics showing the extent of progress made against key commitments in the Climate Action Plan, the following dashboard has been produced to offer a snapshot of progress. This was a direct recommendation of the Camden Climate [Citizen Panel](#).

Borough-wide direct and consumption emission data is taken from national datasets, published 18 months and 3 years after the conclusion of the year respectively, due to the complexity of the data gathering requirements. As such, the impact of projects tackling emissions will not be immediately accounted for in emissions reduction. Consumption emission data is derived from national datasets and surveys of a small number of Camden households. The data accuracy is limited, and discussed later in the report.

The period of time the data relates to is stated against each metric in the dashboard. For future years of the Climate Action Plan review, comparison will be made against the baseline established from year 1 of the delivery of the Plan.

In addition to metrics provided in the dashboard, more information is available within the key achievements section for each vision area. The Council is committed to continuing to improve the way we communicate about climate action in Camden.

Borough-wide: direct emissions

Baseline: 2005

↓ 43% (2019)

Target 100% by 2030

Annual Progress

↓ 7.5% Since 2018

Borough-wide: household consumption emissions

Baseline: 2001

↓ 18% (2018)

Annual Progress

↑ 11% Since 2017

Council estate and operations: direct emissions

Baseline: 2010

↓ 51% (2019/20)

Target 100% by 2030

Annual Progress

↓ 12% Since 2018/19

Metric	Reporting period	Total
Buildings – Improving the energy efficiency of Council properties – Council owned homes with SAP rating of E and below	2020/21	1070
Buildings – Improving energy efficiency: Estimated private sector carbon reduction from Council led energy efficiency programmes (Including the Camden Climate Fund, Solar Together and others)	2020/21	213 Tonnes/CO2e
Organisations – collective action: Average collective carbon reduction from CCCA member businesses	2020/21	23%
Organisations – electric vehicle fleet: Percentage of Camden's fleet comprised of low/zero emission vehicles	2020/21	12.5%
Organisations – joining together: Total signatories to the Camden Climate Pledge and Schools Climate Charter	to August 2021	14
Organisations – pension reporting: Percentage of Camden Council's pension fund that is divested from fossil fuels	2020/21	96%
Organisations – providing support: % increase in number of Camden Climate Change Alliance members	2020/21	14%
People – Information provision: Number of visits to Camden Council's 'what can you do' Climate Crisis webpages	to August 2021	873
Places – car free zones and days: Percentage of the Borough covered by low-traffic neighbourhoods.	to May 21	13%
Places – encouraging cycling: Total length of protected cycle routes installed	2020/21	21km
Places – encouraging EV uptake: Total number of EV charging points on Camden streets	2020/21	297
Places – greening the borough: Total number of trees planted by Camden Council since the launch of the CAP	2020/21	579

Key achievements from the past year

People

Information provision: Number of visits to Camden Council's 'what can you do' Climate Crisis webpages	873
--	-----



Community projects, events and pop-ups



Refill Station, Queens Crescent Market

Library of Things, Kentish Town Library

Places

Car free zones and days: Percentage of the Borough covered by low-traffic neighbourhoods.	13%
Encouraging cycling: Total length of protected cycle routes installed	21km
Encouraging EV uptake: Total number of EV charging points on Camden streets	297
Greening the borough: Total number of trees planted by Camden Council since the launch of the CAP	579



Safer Travel Camden



Flood resilience and greening



Planning policy

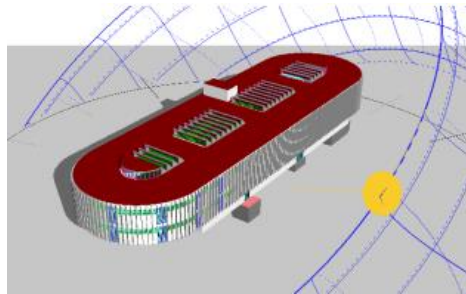
Key achievements from the past year

Buildings

Improving the energy efficiency of Council properties – Council owned homes with SAP rating of E and below	1070
Improving private sector energy efficiency: Estimated private sector carbon reduction from Council led energy efficiency programmes (Including the Camden Climate Fund, Solar Together and others)	213 Tonnes/CO2e



Council home retrofit projects



Swiss Cottage Library retrofit



School net-zero strategy



Grants for energy efficiency projects

Organisations

Collective action: Average collective carbon reduction from CCCA member businesses	23%
Electric vehicle fleet: Percentage of Camden's fleet comprised of low/zero emission vehicles	12.5%
Joining together: Total signatories to the Camden Climate Pledge and Schools Climate Charter	14
Pension reporting: Percentage of Camden Council's pension fund that is divested from fossil fuels	96%

**Camden
Climate Change
Alliance**



Supporting other organisations in the borough with emission reduction



Reducing the Council's own footprint (e.g. Electric vehicle fleet and procurement policies)




Preview of Climate Action Plan review

Diagram Placeholder

(infographic of key achievements from 2020/21)

- The [School Sustainability Peer Support Network](#) was established in partnership with Think & Do. The network is an online space for teachers to share experiences and ideas around sustainability initiatives in schools.
- The [Sustainability Ambassadors programme](#) was established in partnership with Think & Do and UCL, designed to give students an introduction to climate action in communities.
- The Council's [Climate Crisis](#) webpages were launched, giving residents access to high-quality information about climate change and what steps can be taken to reduce their carbon footprint.
- The first PUNL Community Energy Fund project came to fruition at the beginning of May when pupils from Parliament Hill School planted a "feminist orchard". Thirty students from Years 7 to 9 helped plant 11 fruit trees, laid wildflower turf and dug a pond.
- Residents have been kept up to date with the improvements to cycling and walking in the Borough since March 2020 through an [online map](#) and [commonplace page](#).
- Local Councillors received training on low-carbon development and how to assess the suitability for approving applications, with respect to the sustainability and energy. Local Councillors were also invited to join Climate Capability Training delivered by London Councils and London Environment Directors Network.
- Camden's [Reduction and Recycling Plan](#) was published and continues to steer the Council's strategy for driving down waste production in the Borough.
- The [Camden Refill Station](#) was established as a regular market stall at Queen's Crescent Market.
- Camden launched the [Community Climate Action grant](#), with up to £5,000 for community led carbon reduction projects.
- 1058 people (2020/21) were given advice by the [Green Camden Helpline](#) on home energy and Climate related issues. Callers were saved a collective £63,840 from their energy bills through support received.
- Camden's first 'Library of Things' opened at Kentish Town library in the Summer of 2021, helping to reduce indirect carbon emissions in Camden.
- The [Camden Renewal Commission](#) and Camden Giving launched the 'We Make Camden Kit' giving money and support to Camden residents and community groups who have great ideas for their communities. The key missions these grants are looking to support include project that address food poverty and sustainability, and health and sustainability of estates.
- January saw the publication of a special edition of the Camden New Journal with a four-page community-written 'Camden Future Journal' wraparound and launch of the [Visioning Camden 2030](#) initiative. People who work, live and study in Camden were invited to visualise what our borough could be like in 2030 once we have addressed the climate and social inequality crisis.
- In September 2021, Think & Do ran a two-week pop-up in Somers Town at [Ossulston Estate](#) bringing together the community with energy saving advice, clothes swaps, toy swaps, bike maintenance and much more. Over 500 people attended the event over the two-week period.



KEY FACTS

The [School Sustainability Peer Support Network](#) was established in partnership with [Think & Do](#). The network is an online space for **teachers to share experiences and ideas** around sustainability initiatives in schools.

The [Sustainability Ambassadors programme](#) was established in partnership with [Think & Do](#) and [UCL](#), designed to give students an introduction to climate action in communities.

TACKLING THE CLIMATE CRISIS

The Council's [Climate Crisis](#) webpages were launched, giving residents access to high-quality information about climate change and what steps can be taken to **reduce their carbon footprint**.

The first PUNL Community Energy Fund project came to fruition at the beginning of May when pupils from Parliament Hill School planted a "**feminist orchard**". Thirty students from Years 7 to 9 **helped plant** 11 fruit trees, laid wildflower turf and dug a pond.

Residents have been kept up to date with the **improvements to cycling and walking** in the Borough since March 2020 through an [online map](#) and [commonplace page](#).

Local Councillors received **training on low-carbon development** and how to assess the suitability for approving applications, with respect to the sustainability and energy. Local Councillors were also invited to join Climate Capability Training delivered by London Councils and London Environment Directors Network.

Camden's [Reduction and Recycling Plan](#) was published and continues to steer the Council's strategy for **driving down waste production** in the Borough.

The [Camden Refill Station](#) was established as a regular market stall at Queen's Crescent Market.

1058 people (2020/21) were given advice by the [Green Camden Helpline](#) on home energy and Climate related issues. Callers were **saved a collective £63,840 from their energy bills** through support received.

The [Camden Renewal Commission](#) and Camden Giving launched the [We Make Camden Kit](#) giving money and support to Camden residents and community groups who have great ideas for their communities. The key missions these grants are looking to support include project that address food poverty and sustainability, and health and sustainability of estates.

Camden's first 'Library of Things' opened at Kentish Town library in the Summer of 2021, **helping to reduce indirect carbon emissions** in Camden.

In **September 2021**, [Think & Do](#) ran a **two-week pop-up** in Somers Town at [Ossulston Estate](#) bringing together the community with energy saving advice, clothes swaps, toy swaps, bike maintenance and much more. Over 500 people attended the event over the two-week period.

VISIONING 2030

January saw the publication of a special edition of the Camden New Journal with a four-page community-written 'Camden Future Journal' wraparound and launch of the [Visioning Camden 2030](#) initiative. People who work, live and study in Camden were invited to visualise what our borough could be like in 2030 once we have addressed the climate and social inequality crisis.

Panel discussion

- Panel will have the opportunity in the second half of the session to decide the focus of the Panel for Y2.
- Chance to reflect on the Climate Action Plan and the 2020-21 Annual Review.
- What can be achieved and how can the Panel help?

ZERO CARBON CAMDEN BY 2030

People - Everyone who lives, works, studies and visits the borough will be well informed and actively contribute to tackling the climate crisis in all aspects of their lives.



Places - Camden's public spaces will encourage and enable healthy and sustainable travel choices and promote biodiversity.



Buildings - Camden's buildings will be energy efficient, comfortable and fit-for-purpose for a zero carbon future.



Organisations - All organisations in Camden will operate responsibly and embed tackling the climate crisis throughout their operations.

**Camden
Climate Change
Alliance**



Abi Roberts

COP26 Celebration event and filming

Today's session

Conversation guidelines

1. One person speaking at a time
2. Actively listen to each other
3. Give everyone time to talk
4. Disagree, but don't be disagreeable
5. Phones on silent and away
6. There are no stupid questions

Exercise

- **10 mins:** read through Climate Action Plan review and reflect on which areas you would like to discuss with the rest of the Panel. 2-3 post-it notes each for discussion.
- **30 mins:** discuss the areas where **you** think the panel can have the greatest influence and impact. What's your interest?
- **20 mins:** decide on the top 2 topics for each table to present to the group and develop ideas.
- **10 mins (5 mins each):** present back to other group on the main areas you want to discuss.

Some inspiration



Public information campaign



Retrofit of council-owned and private homes




Engagement with businesses



Framing questions for discussion

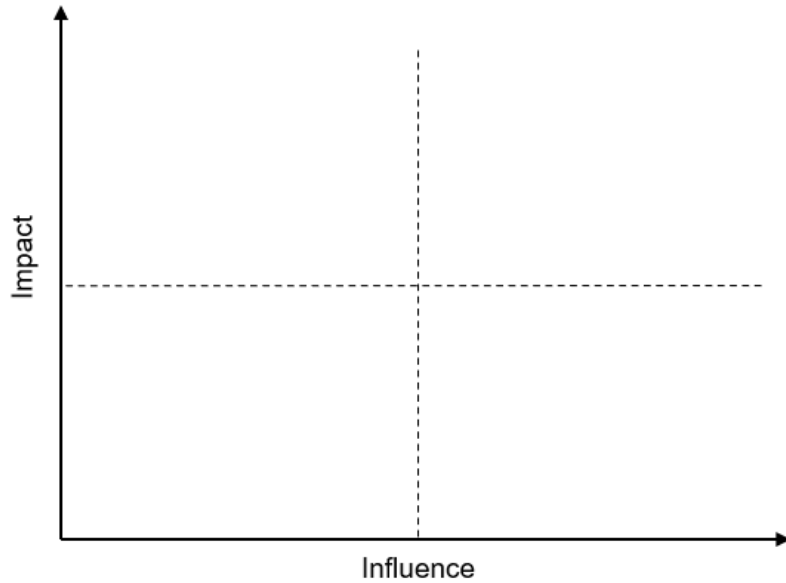
- What actions within the Plan do Panel members think they can have the greatest impact upon?
- Are there any actions in the Plan which relate to projects and opportunities locally? If so, what are these?
- How can the Panel use it's collective voice to influence change? What does this look like outside of meetings?

Climate Action Plan Review
Feedback on draft




Exercise

1.



2.



3.

Topic to discuss	Main contributors?
What can be achieved and how can the panel help?	

Exercise

- **10 mins:** read through Climate Action Plan review and reflect on which areas you would like to discuss with the rest of the Panel. 2-3 post-it notes each for discussion.
- **30 mins:** discuss the areas where **you** think the panel can have the greatest influence and impact. What's your interest?
- **20 mins:** decide on the top 2 topics for each table to present to the group and develop ideas.
- **10 mins (5 mins each):** present back to other group on the main areas you want to discuss.