


JASPER'S BEANSTALK



Make a beanstalk

You will need:



Paper plate
You will need 1 paper plate. Or a large piece of paper to draw a spiral.




Glue



Green coloured paint
Or green coloured crayons, chalk, pencils or felt tips to colour your stalk green.



Wool
Or some string



Children's scissors
(Please use these carefully).



Colouring pens
Or crayons and pencils to decorate your leaves, flowers, Jasper the cat and the giant.



Paper
To draw leaves, flowers, Jasper the cat and the giant.

This activity goes with the story of Jasper's Beanstalk

Web: camden.gov.uk/adultlearning | Email: adultlearning@camden.gov.uk | Instagram: [wearecamdenacl](https://www.instagram.com/wearecamdenacl) | Phone: 020 7974 2148

Delivered by Camden Adult Community Learning



SUPPORTED BY
MAYOR OF LONDON



Making your beanstalk:

STEP 1

Decorate the paper plate green using either paint, pencils, crayons or chalk.



STEP 2


Draw a spiral shape on the plate. If you painted the plate you will need to wait until it dries.

Then cut the spiral. You will need to start from the outside of the plate into the middle.




If you don't have a paper plate

Use a piece of paper and draw a spiral shape. Colour the spiral shape in green and then cut the spiral from the outside into the middle.



Decorating your beanstalk

You can draw leaves and flowers out of paper, cut them out and colour them in; or you can cut them out of material and decorate them with colouring pens. You could also draw "Jasper the cat" climbing the beanstalk or a giant from Jack and the Beanstalk!



Please send us photos of your beanstalk! You can email them to alison.bernstein@camden.gov.uk
Or WhatsApp them to 07876 651 950.

This activity will help your children to develop their fine motor skills as they draw, colour and cut. To help them with maths, encourage them to count the flowers and leaves as they stick them on to the beanstalk.

For older children, encourage them to draw different sized flowers and leaves. They could number the leaves and flowers and put them in number order as they stick them on to the beanstalk.

To find out about more family learning opportunities, please visit:

www.camden.gov.uk/adultlearning

Call Alison Bernstein on 07876 651 950
or email alison.bernstein@camden.gov.uk

Web: camden.gov.uk/adultlearning | Email: adultlearning@camden.gov.uk | Instagram: [wearecamdenacl](https://www.instagram.com/wearecamdenacl) | Phone: 020 7974 2148

Delivered by Camden Adult Community Learning